



CCT Adjustable

3000K 4000K 5000K

SWITCH FREELY

Wattage Adjustable

LED Highbay Series



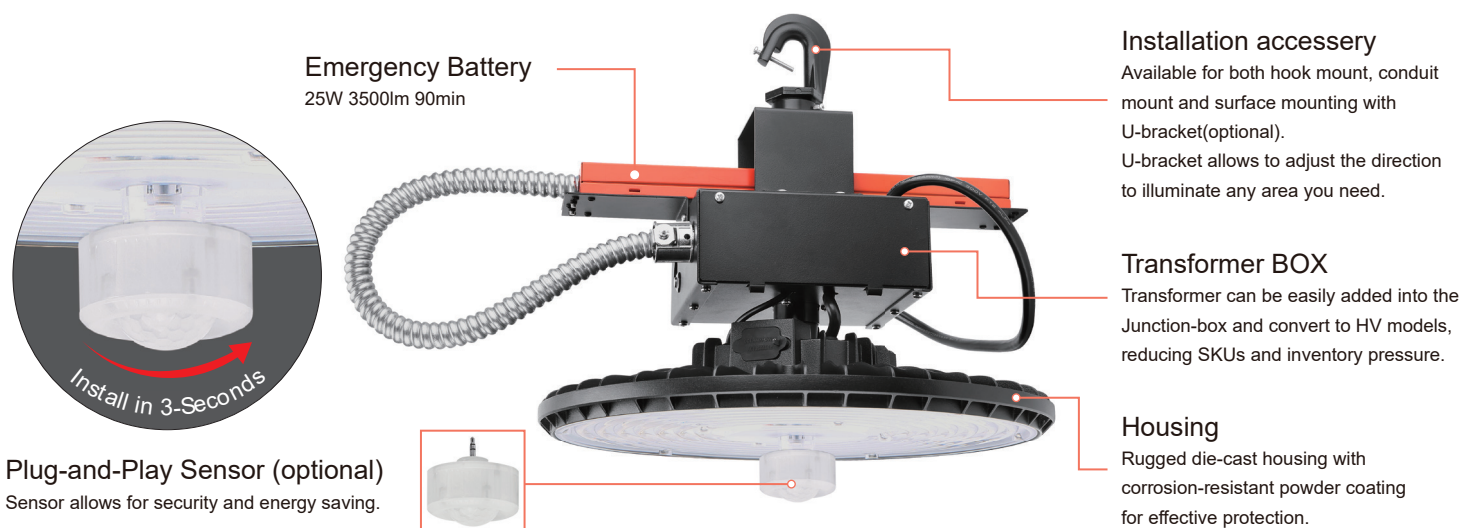
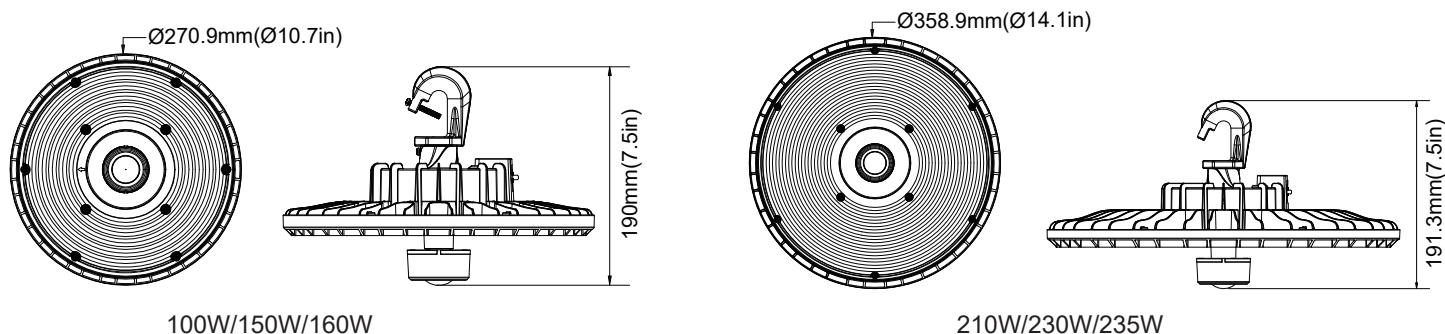
► Features

A cost-effective UFO High Bay that fits within your budget, excelling in both performance and aesthetics while offering strong adaptability to various environments with its exquisite profile. This compact and lightweight fixture is designed for exceptional durability and practicality, capable of replacing a 1000W MH. The MHB13 is an ideal choice for illuminating factories, warehouses, gymnasiums, and other outdoor areas.

- ✓ The MHB08 LED high bay is compact and round, with a stylish, adaptable exterior and a durable, reliable structure.
- ✓ It supports three installation methods and offers color temperature and 4 - position wattage adjustment to cut stocking costs.
- ✓ The light engines have color - tunable versions, with CCT options and scalable lumen packages from 6,000 - 40,000 Lumens.
- ✓ With universal input voltage, 0 - 10V dimming, high PF, low THD, and 6KV surge protection, its electrical performance is excellent.
- ✓ The MHB08 is a reliable product. Its LED has a 50,000 - hour lifespan, a 5 - year warranty, and UL/cUL wet - location certifications.

► Dimension







unit: mm/inch



DATA SHEET

Power	100W	150W	160W	210W	230W	235W
Model	BB-GKD-100W-HB08	BB-GKD-150W-HB08	BB-GKD-160W-HB08	BB-GKD-210W-HB08	BB-GKD-230W-HB08	BB-GKD-235W-HB08
Dimension(mm)	Ø 270.9xH190	Ø 270.9xH190	Ø 270.9xH190	Ø 358.9xH191.3	Ø 358.9xH191.3	Ø 358.9xH191.3
Luminous Flux	16000lm	24000lm	28000lm	32000lm	34000lm	40000lm
Power regulation	Each model supports 4 positions wattage regulation:100%, 80%, 60%, 40%(Optional)					
Beam Angle	90°					
Materials	Aluminum alloy					
Luminous Efficacy	150 lm/w					
Operation Temp	-40 to+ 45°C					
CCT	Adjustable CCT 3000K 4000K 5000K					
CRI	70+					
Life Span	100,000 hours					
Voltage	120-277VAC/120-347VAC					
Driver	UL listed power supply					
Dimming	Dimmable					
Color	Black/White/Dark					
Luminous Source	SMD LED 2835					
IP Rating	IP 65					
PF	>0.9					
Installation	Hook mount; U-Bracket mount; Conduit Pendant Mount					
Warranty	5 Years					

► ACCESSORIES (Optional)

					
Emergency Battery 25W 3500lm 90min, suit for 210W, 230W. 16W 2000lm 90min, suit for 100W,150W,160W	Plug-and-Play PIR Sensor PIR sensor: MSANT12VPH01 Bluetooth PIR sensor: MSANT12VPHB01	Plug-and-Play Microwave Sensor Microwave sensor: MSANT12VMH01 Bluetooth microwave sensor: MSANT12VMH01	U-Bracket Use for surface mount	Aluminum Reflector	Pc Reflector

Note: Main Stocking sensor's SKU: MSANT12VPH01

ORDERING GUIDE

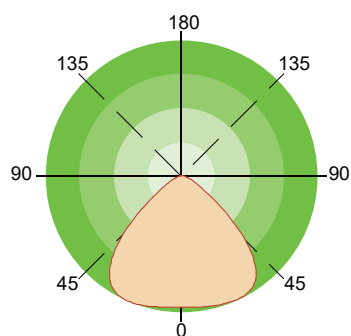
Example: MHB08210W27V Y Y Y Y Y Y

Fixture Type	Wattage	Voltage	CCT	Finish	Sensor (Option)	Emergency Battery (Option)	CCT and Power Adjustable	Internal Code
<input type="text"/>	<input type="text"/>	<input type="text"/>	<input type="text"/>	<input type="text"/>	<input type="text"/>	<input type="text"/>	<input type="text"/>	<input type="text"/>
MHB08 High Bay Series	100W 150W 160W ² 210W 230W 235W ²	27V 120-277V 34V 120-347V 48V 347/480V	DDK Adjustable color temperature 30K ¹ 3000K 40K ¹ 4000K 50K ¹ 5000K	B Black D Dark Bronze W White	M With Sensor Blank Without Sensor	B With Emergency Battery Blank Without Emergency Battery	AD With Adjustment Dial Blank Without Adjustment Dial	Blank Alphanumeric 2 With 2 CCTs Dial 3 With 3 CCTs Dial

Note: 1. Only 235W suit for single CCT 30K, 40K or 50K.

2. The ambient temperature of 160W and 235W is: -40 °C to 45 °C.

► Photometrics



► CCT and power adjustment(optional)

CCT AND WATTAGE SELECTABLE
This fixture has the function of adjusting the lumens output and color temperature on-site.

CCT SELECT

3000K 4000K 5000K

Offer three CCT adjustable (3000K, 4000K, 5000K) or two CCT adjustable (4000K, 5000K)

WATTAGE SELECT

40% 60% 80% 100%

Each model supports 4 positions wattage regulation : 100%, 80%, 60%, 40%

► Mounting



Hook Mount



Conduit Pendant Mount




U-Bracket Mount

► Application case


Parking area lighting/Workshop lighting/Warehouse lighting/indoor stadium lighting/Factories lighting



• Warehouse lighting



• Factories lighting



• Garage lighting

► Packge info

Packaging	Carton Size(mm) (L*W*H)	N.W	G.W	Volume weight
1pcs/CTN(100W)	40.5*36.5*27.5cm	4.300kg	5.287kg	
1pcs/CTN(150W)	40.5*36.5*27.5cm	4.300kg	5.287kg	
1pcs/CTN(160W)	40.5*36.5*27.5cm	4.300kg	5.287kg	
1pcs/CTN(210W)	40.5*36.5*11.5cm	4.330kg	4.911kg	
1pcs/CTN(230W)	40.5*36.5*11.5cm	2.806kg	3.386kg	
1pcs/CTN(235W)	40.5*36.5*27.5cm	2.806kg	3.386kg	