



LED Stadium Light

BRIGHTEN YOUR LIFE

NEW LED TECHNOLOGY THAT ALLOWS THE
COEXISTENCE OF ENVIRONMENTAL
PROTECTION AND ENERGY SAVING

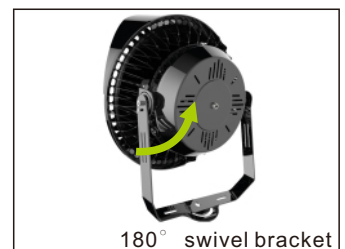
Benefits

1. Replace conventional Stadium Lights
2. Precision Die Cast Aluminum Housing
3. Fade Resistant Powder Coat Finish
4. Easy Installation
5. CE ROHS listed



Features

1. Beam angle: 60 90 120 degrees.
2. Aluminum die-casting heat sinks is good for heat dissipation.
3. It's major to replace the conventional stadium light.
4. Green, energy saving, long and reliable life of 50,000 hours.
5. No RF interference, No IR/UV radiation, no mercury pollution.
6. Wide colour availability in degrees Kelvin(K), 2700-6700K.
7. Streamline exterior design, beautiful appearance.
8. Environment friendly, energy saving (70~80%).
9. Special circuit design, each LED work separately, avoiding the single broken LED influence problem.



Application

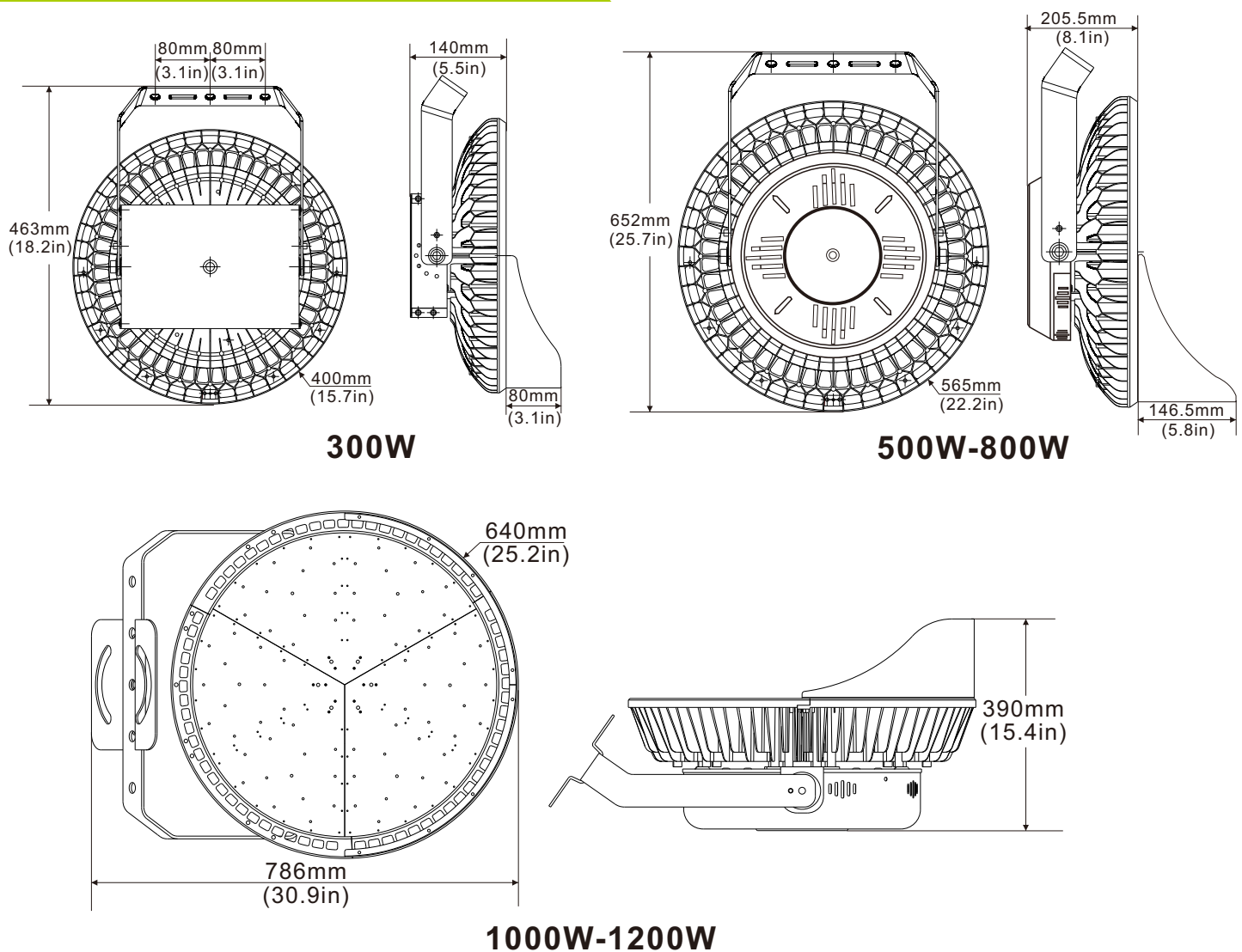
1. Stadium Lighting.
2. Parking lot lighting.
3. Industrial Lighting.
4. Port wharf Lighting.
5. Roadway Lighting.



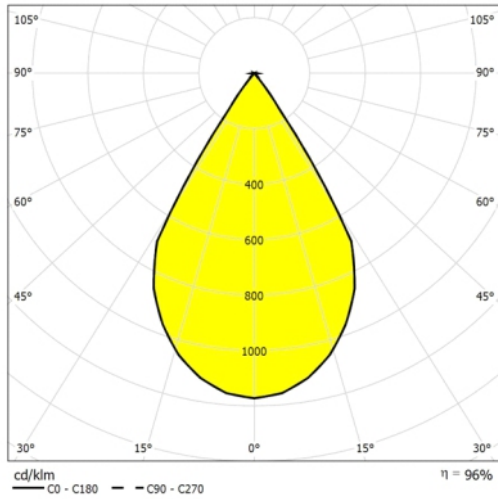
SPECIFICATIONS

Power	300W	500W	600W	800W	1000W	1200W
Model	BB-LD-300W-Q1	BB-LD-500W-Q1	BB-LD-600W-Q1	BB-LD-800W-Q1	BB-LD-1000W-Q1	BB-LD-1200W-Q1
Luminous Flux	39000lm	65000lm	78000lm	104000lm	130000lm	156000lm
Replacement	HPS 1000W	HPS 1500W	HPS 2000W	HPS 2500W	HPS 3000W	HPS 3500W
Beam Angle	60° 90° 120°	15° 30° 60°			15° 30°	
Dimension	463*400*220mm	652*562*352mm			786*640*390mm	
Luminous Efficacy	SMD LED					
Luminous Efficacy	130lm/W					
Operation Temp.	-40 to +45℃					
CCT	2700K SW / 3000K WW / 4100K NW / 5000K DW / 5700K CW					
CRI	85					
Life Span	50,000 hours at 25℃					
Voltage	100-277VAC/50-60HZ					
Driver	UL listed power supply					
Dimming	Available					
Sensor	Microwave sensor Daily sensor available					
Control System	APP, remote control, touch screen, light control and other control options available					
Cover	Transparent, Matte, Lens available					
IP	65					
PF	>0.95					
Warranty	5Years					

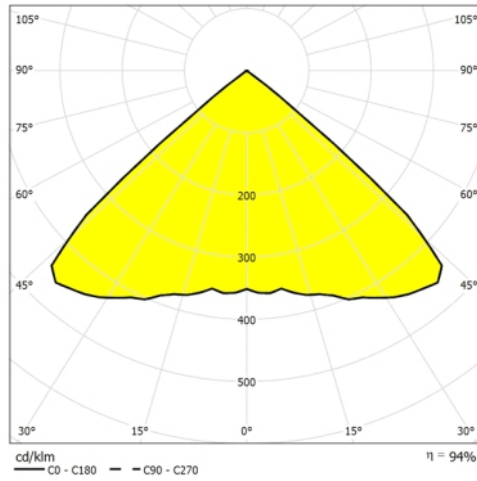
DIMENSIONAL DRAWING



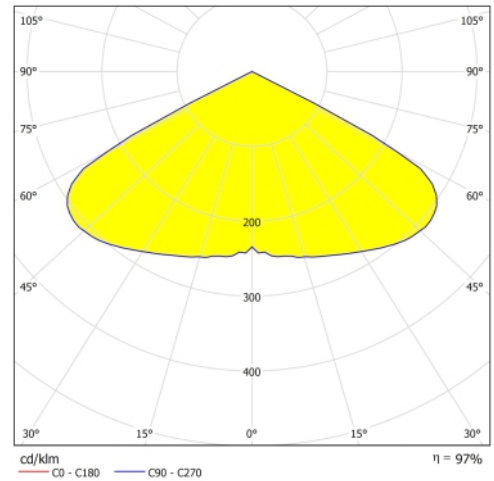
LUMINOUS INTENSITY DISTRIBUTION



60 degree



90 degree



120 degree

PROJECTS

By using our 500W Stadium Light to replace 1500W Metal Halide bulb for stadium lighting fixtures, the customer is now able to save a lot per month from his electric bill.



Replace



500W LED = 1500W MH

Note :

- Don't take the LED lamp apart.
- The LED lamp must work under the right voltage according to the specification.

PACKING INFO



Packaging	Carton Size(mm) (L*W*H)	N.W	G.W	Volume weight
300W/1pc	425*425*220mm	13.6kg	14.6kg	10.0kg
500-800W/1pc	600*600*300mm	15.5kg	16.5kg	25.0kg
1000-1200W/1pc	800*750*310mm	25.5kg	27.0kg	38.0kg